



Social Studies Virtual Learning

4th Grade

Branches of Government

April 7, 2020



4th Grade Social Studies

Lesson: 12 April 7, 2020

Learning Target:

Students will learn about the three branches of the federal government and create a diagram.

Background: This is an extension from what students learned in 3rd grade.

- Students learn about the functions of the three branches of government in Missouri in 3rd grade.
- Students learn about the functions of the three branches of government in the federal government 4th grade.

Let's Get Started:

Watch videos:

1. [Anchor Lesson](#)
2. [School House Rock](#)-Branches of Government
3. [Branches of Government](#)

Practice #1

This is a sorting practice activity. Match the words to the corresponding branch. There may be more than one option for each branch.

Branches sort

Think about it...

- Refresh the site to see different words to sort.
- See if you can get a high score!

Make everything disappear!

Drag corresponding items onto each other to make them disappear.

Start game

Practice #2

Watch the video about the branches of government. After you've watched the video, get someone in your house to play Trivia Time with you. See who can get the most questions correct.

Branches of Government

Think about it...

- Which branch is most important to you?



Practice #3

Become familiar with Branch-O-Mania. Today, you can explore the game and play whatever branch you want. In the following lessons, you will play a specific branch a day.

Branch-O-Mania

Think about it...

- Don't worry about mastering levels today. You'll play this game again.


















Practice on your own:

Use what you've learned about the 3 branches of government to play the following game. Drag the responsibilities over to the branch they fit the best. Don't forget to look back at resources if you get stuck.

Game

1. Press the white arrow to play.
2. Drag the words at the bottom to the blank spots.
3. Make sure the words you choose make sense in the sentence.

EXECUTIVE PRESIDENT • VICE PRESIDENT • CABINET	LEGISLATIVE SENATE • HOUSE OF REPRESENTATIVES	JUDICIAL SUPREME COURT • COURT OF APPEALS DISTRICT COURTS
<p>"Power of the purse" </p> <p> Crafts bills</p> <p>Interprets laws </p> <p> Enforces laws</p>	<p> Decides if laws are constitutional</p> <p>Vetoes bills </p> <p> Directs military</p> <p>Decides court cases </p>	<p> Can impeach President</p> <p>Makes foreign policy </p> <p> Approves bills</p> <p>Declares war </p> <p> Settles cases between 2 or more states</p> <p>Overturns vetoes to pass bills </p> <p> Approves & rejects Pres' appointments</p>

Practice on your own:

On BrainPOP, complete the worksheet about the branches of government. Watch the video again if you need help.

[BrainPOP](#)

Worksheet

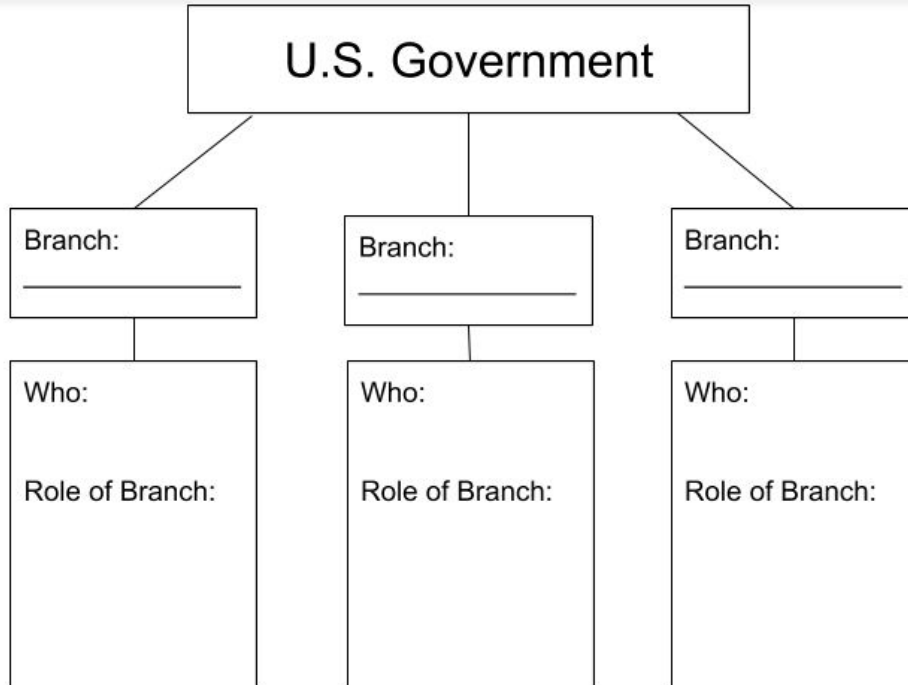
Matching

Match each word to the statement that best describes it. Some words may be used more than once.

Cabinet checks and balances Commander-in-Chief Constitution Congress executive branch
House of Representatives impeachment judicial branch legislative branch Senate
Supreme Court

Practice

Fill in the “who” portion in the diagram in your packet.



Click here to open worksheet.



Self Check: Go tell someone in your home your answers.

1. Was this lesson?

easy,

just right

hard

2. Go outside and write the 3 branches of government in chalk on the sidewalk. Draw a picture to match each branch.